

# *Mufaro's Beautiful Daughters*

## Websites & Resources

[https://www.dct.org/images/MUFARO\\_Tour\\_SG.pdf](https://www.dct.org/images/MUFARO_Tour_SG.pdf)

Resource Guide from Dallas Children's Theater: Theater vocabulary; audience etiquette; Quotations to analyze; Respond to discussion questions; Mancala game; How to make African drums, masks, and cloth; Suggested readings

Language Arts: 3<sup>rd</sup>) 2.a,b,d; 3.d / 4<sup>th</sup>) 1.c; 2.b,d; 3.d / 5<sup>th</sup>) 1.b; 2.a,b,d; 3.d / 6<sup>th</sup>) 1.b; 2.a,b / 7<sup>th</sup>) 2.a,b,d; 3.d / 8<sup>th</sup>) 2.a,b,d; 3.d

Social Studies: 3<sup>rd</sup>) 5.a

[http://ws1.njpac.org/PDF/TG\\_Mufaro2.pdf](http://ws1.njpac.org/PDF/TG_Mufaro2.pdf)

Teacher's Resource Guide: Passport to Culture — Thorough background on the story and Dallas Children's Theater; Geography, culture, and language exercises; Teaching science through theater; Exercises for delving deeper into the story and African culture

Social Studies: 5<sup>th</sup>) 1.a / 6<sup>th</sup>) 4.a; 8.b / 7<sup>th</sup>) 2.c

Science: 3<sup>rd</sup>) 3.e / 5<sup>th</sup>) 3.e / 6<sup>th</sup>) 3.e

<http://www2.scholastic.com/browse/collateral.jsp?id=1475>

Lesson Plan for Grades 1 – 4: Shares background information on the book (What is a folktale? Where is Africa located?); explores vocabulary and comparison and contrast; and includes social studies, science, and art connections.

Language Arts: 3<sup>rd</sup>) 1.d; 2.d / 4<sup>th</sup>) 1.c; 2.a

Social Studies: 3<sup>rd</sup>) 2.a

<http://www.lessonplanspage.com/LAMufarosDaughters-TextStory-CompareContrast4.htm>




Lesson Plan for Grades 3 – 4: Compare and contrast the two daughters using Venn Diagrams; Explore jealousy and reflect by writing thoughts on the board.

Language Arts: 3<sup>rd</sup>) 2.b,d; 3.a / 4<sup>th</sup>) 2.a

[http://learningtogive.org/teachers/literature\\_guides/MufarosDaughters.asp](http://learningtogive.org/teachers/literature_guides/MufarosDaughters.asp)

Literature Guide for Grades 1 – 4: Before, during, and after reading discussion questions; Seven activity ideas that explore kindness, responding to difficult trials, giving back, and other character-building activities.

Language Arts: 3<sup>rd</sup>) 2.b,d / 4<sup>th</sup>) 2.a,d



<http://www.dcmp.org/guides/10076.pdf>

Literature Guide for Grades K – 5: African society studies; Behavioral studies; Dramatizing the story; Role playing; Before and after discussion questions; Vocabulary words; Research on Africa

Language Arts: 3<sup>rd</sup>) 1.d; 2.a,b; 3.f / 4<sup>th</sup>) 1.c; 2.b; 3.f / 5<sup>th</sup>) 1.b; 3.f

Theater: Theater: 3<sup>rd</sup> & 4<sup>th</sup>) 1.b; 2.a,b; 4.c,d / Middle School) 2.a,b; 5.a,b,c

<http://teachertech.rice.edu/Participants/mmgordon/lessons/mbdt.htm>

Lesson Plan for Grades 5 – 8: Lesson on oral history; Students share stories passed down from their own families; Creative writing project

Language Arts: 5<sup>th</sup>) 3.a,c / 6<sup>th</sup>) 3.a,c / 7<sup>th</sup>) 3.a,b,c / 8<sup>th</sup>) 3.a,b,c

<http://students.uwsp.edu/kstre153/soeportfolio/artifacts/Ed%20302/Mufaro%20Daughters%20RT.pdf>

**Reader's theater** script for upper elementary readers — incorporates drama and encourages fluency!

Theater: 3<sup>rd</sup> & 4<sup>th</sup>) 1.b; 2.a,b; 4.c,d / Middle School) 2.a,b; 5.a,b,c

Please note that objectives are only listed for grades 3 – 8 (the grade levels that are meant to attend the performance); however, we encourage you to share these resources with K – 2 teachers as well!

Charlotte B. Tabereaux, Ph.D.

Education Director

MSU Riley Center for Education and Performing Arts

2200 Fifth St.

Meridian, MS 39301

601-696-2204

fax 601-696-2300

[ctabereaux@riley.msstate.edu](mailto:ctabereaux@riley.msstate.edu)

[www.msurileycenter.com](http://www.msurileycenter.com)